


Fixed In-line Inductors

- Suitable for use in extreme environments
- Choice of models
- Manufactured from high grade stainless steel
- Low maintenance



Angus Fire Fixed In-line Inductors are designed primarily for use in fixed installations and provide a simple and reliable method of proportioning foam concentrate in constant flow applications.

The range contains six models covering flows from 65 to 4,000 l/min at inlet pressures between 4 and 16 bar.

Within these limits the induction rate can be set accurately between 1% and 6%.

Manufactured from high grade stainless steel with mild steel flanges and polyester internals, the units have exceptional corrosion resistance and are suitable for use in the most extreme environments.

Each inductor is accurately calibrated at the factory to match the specific requirements of the system into which it is to be installed. To ensure that the correct performance is achieved, the following parameters must be defined at the order stage:

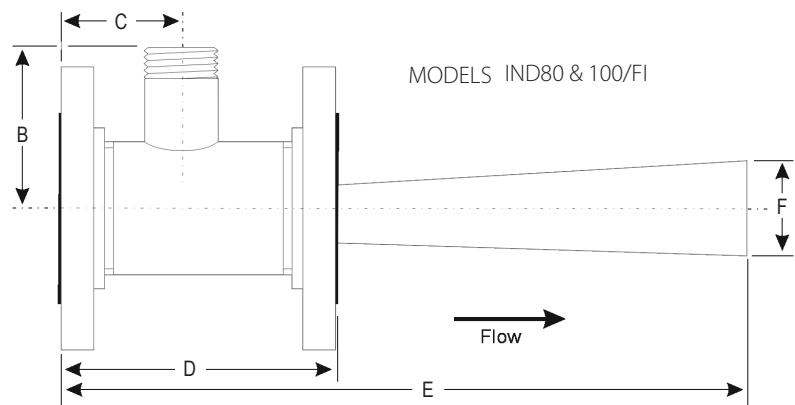
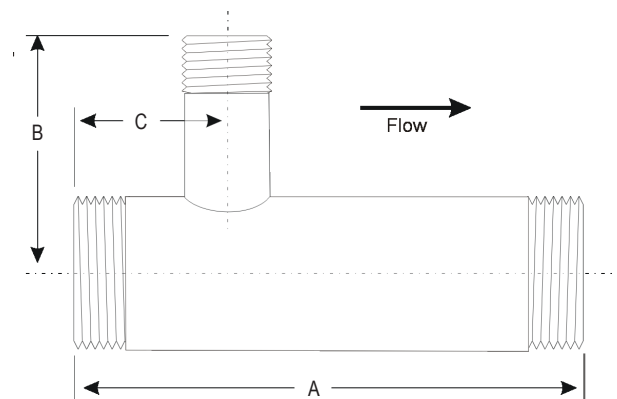
- (a) Required foam solution flow.
- (b) Inductor input pressure.
- (c) Foam type, percentage concentration and ambient temperature.
- (d) Non-return valve fitted or not.
- (e) Maximum suction lift.
- (f) Suction pipe length and internal diameter.

Approvals

All models carry the following approvals:

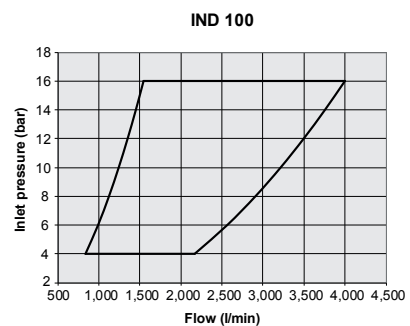
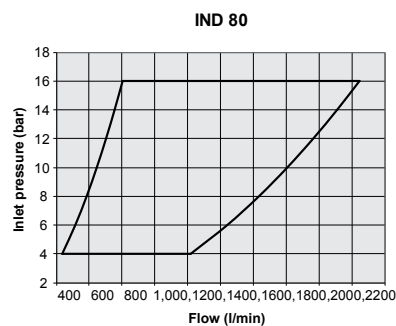
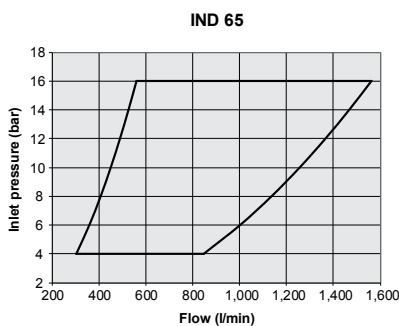
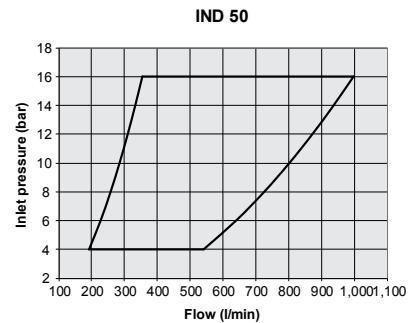
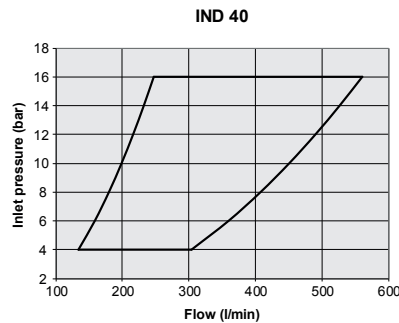
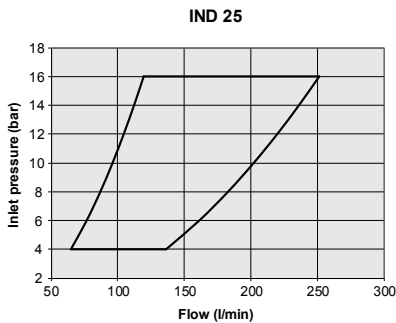
- Underwriters Laboratory Inc.

MODELS IND25, 40, 50 & 65/FI





ANGUS FIRE



These graphs are for guidance only. Before final selection the system parameters a-f should be verified by the Angus Fire computer program (especially where foam pick up heights exceed 2 metres and induction rates are high).

Up to 65% of the inlet pressure at the inductor (within the limits shown above) is available to power foam generating equipment or to overcome

pipework friction losses and static head. Foam induction accuracy will be maintained provided the backpressure caused by the system downstream from the inductor does not exceed this.

To ensure accurate proportioning, the suction lift height and foam pick-up pipe length should be as small as possible, and the water supply pipe diameter should not be less than that of the inductor.

The flow characteristics of any non-return valve fitted to the foam pick-up pipe have to be allowed for when calibrating the inductor. To aid calculations it is recommended that foam line non return valves are supplied by Angus. However, if a non-return valve is not used, it is recommended that a full bore on/off valve is fitted.

Fixed Inline Inductors						
	IND25/FI	IND40/FI	IND50/FI	IND65/FI	IND80/FI	IND100/FI
A (mm)	100	160	270	365	-	-
B (mm)	50	70	70	85	110	125
C (mm)	45	48	50	67	86	96
D (mm)	-	-	-	-	185	220
E (mm)	-	-	-	-	470 (max)	550 (max)
F (mm)	-	-	-	-	63	81
Connection	1" NPT (M)	1½" NPT (M)	2" NPT (M)	2½" NPT (M)	Flange ANSI 3" RF #150	Flange ANSI 4" RF #150
Foam Inlet	½" NPT (M)	¾" NPT (M)	¾" NPT (M)	1" NPT (M)	1½" NPT (M)	1½" NPT (M)
Materials	316 Stainless Steel with Polyester internal fittings				316 Stainless Steel with Polyester internal fittings & mild steel flanges	
Finish	Natural	Natural	Natural	Natural	Yellow thermoplastic powder finish	
Approx. Weight	0.32 kg	0.77 kg	1.78 kg	3.10 kg	8.50 kg	16.50 kg

INTERNATIONAL SALES

Angus Fire Ltd

Angus House, Haddenham Business Park,
Pegasus Way, Haddenham, Aylesbury, HP17 8LB, UK
Tel: +44 (0)1844 293600 • Fax: +44 (0)1844 293664

UK SALES

Angus Fire Ltd

Station Road, Bentham, Lancaster, LA2 7NA, UK
Tel: +44 (0)1524 264000 • Fax: +44 (0)1524 264180

Angus Fire operates a continuous programme of product development. The right is therefore reserved to modify any specification without prior notice and Angus Fire should be contacted to ensure that the current issues of all technical data sheets are used.